

UP TO 16 ACRES AVAILABLE / SALE OR LEASE BUILD-TO-SUIT / DESIGN-BUILD

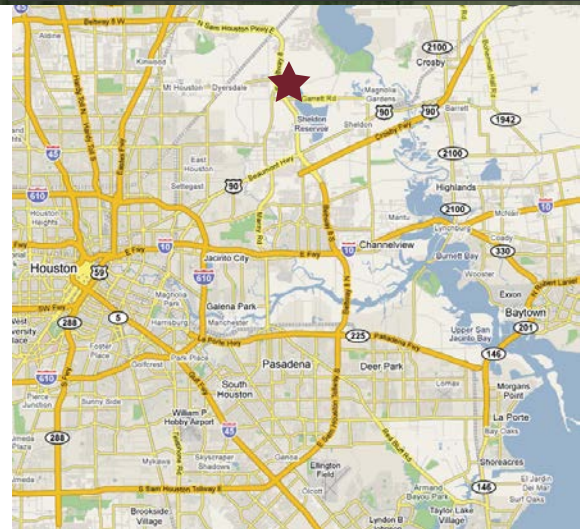


For further information
please contact:

Charlie Christ / Robert Clay
P 713.789.2529
F 713.782.3755
cchrist@claydevelopment.com

FEATURES

- Over to 16 acres available for design-build or build-to-suit distribution or manufacturing buildings
- Sites from 4 - 16 acres
- Over 1/4 mile of Beltway 8 frontage between North and South Lake Houston Parkway in Northeast Harris County
- Excellent access to Hwy. 90 (4.85 miles), Hwy 59/ I-69 (8.30 miles) I-10 (9.40 miles) and The Port of Houston (18.50 miles).
- Regional detention provided, ESFR fire sprinkler system available
- Located in Harris County, outside city limits
- Deed restricted park with professional management



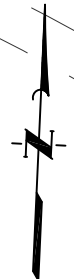
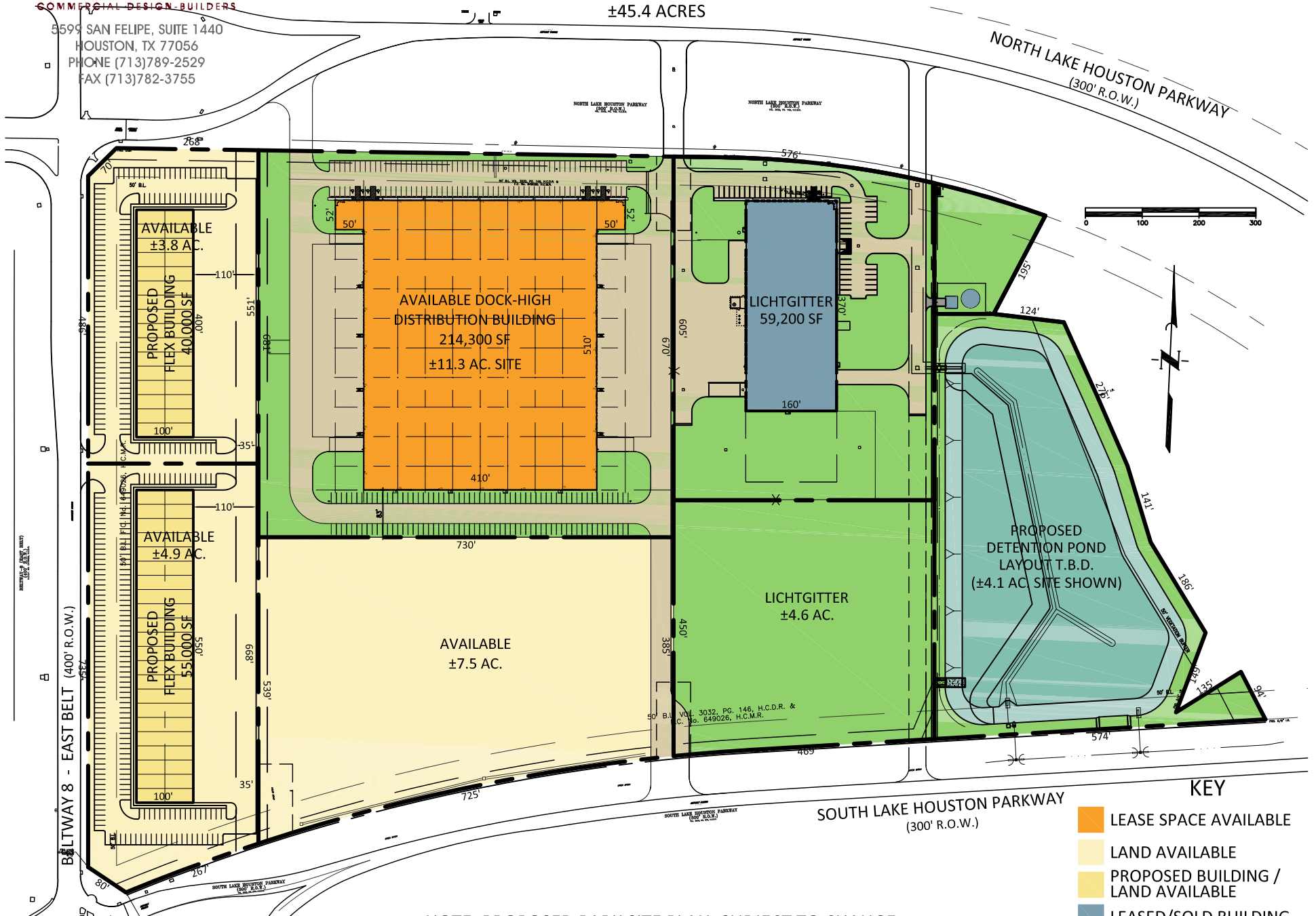
SHELDON BUSINESS PARK HARRIS COUNTY, TX



SHELDON BUSINESS PARK

HARRIS COUNTY, TEXAS

±45.4 ACRES



KEY

- LEASE SPACE AVAILABLE
- LAND AVAILABLE
- PROPOSED BUILDING / LAND AVAILABLE
- LEASED/SOLD BUILDING

NOTE: PROPOSED PARK SITE PLAN, SUBJECT TO CHANGE